

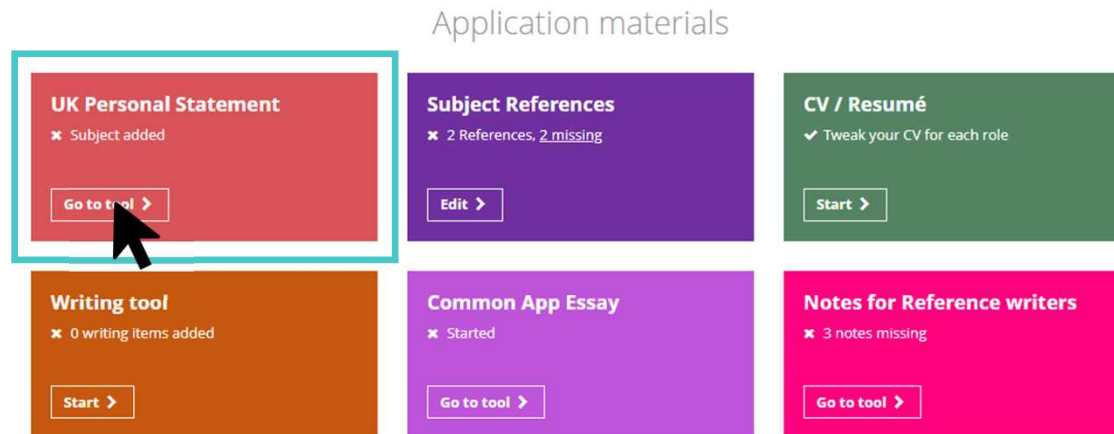
unifrog

Quick task:
Updating your UK
Personal Statement

Using the Unifrog UK Personal Statement tool

i The next few slides will show you how to use the UK Personal Statement tool.

- After logging into your Unifrog account, scroll down to 'Application materials.'
- Click 'Go to tool' on the 'UK Personal Statement' tile.



Using the Unifrog UK Personal Statement tool

Your UCAS Personal Statement should include...



Why do you want to study this subject?

- *Your knowledge of the subject area*
- *What interests you about the subject area*
- *What skills you hope to develop*



What have you done in the past that makes you particularly suitable to study the subject?

- *Academic and extracurricular studies*
- *Any relevant work experience or volunteering*



What else have you done that would contribute to the university community?

- *Hobbies and activities*
- *Significant responsibilities*
- *Special achievements*
- *What you've learned if you have a job*



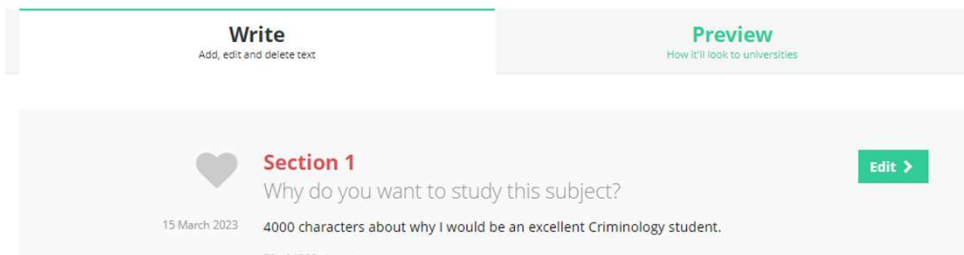
Using the Unifrog UK Personal Statement tool

Click the image that matches the appearance of your school/college's Personal Statement tool:

This is your opportunity to shine

The Personal Statement is your opportunity to demonstrate that you would be an excellent student for the courses you are applying to. It is primarily an academic statement and you must target it towards the subject in which you are interested.

Latest version of your statement for studying **Criminology**:



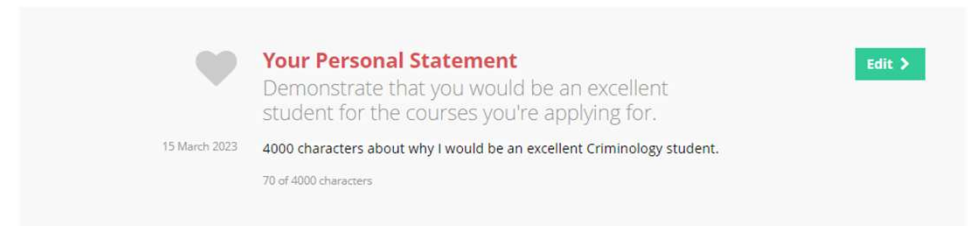
The screenshot shows the 'Write' interface with two tabs: 'Write' (selected) and 'Preview'. Below the tabs is a section titled 'Section 1' with a heart icon, a question 'Why do you want to study this subject?', a date '15 March 2023', and a character count '4000 characters about why I would be an excellent Criminology student.' An 'Edit >' button is visible on the right.

a) Three separate sections

This is your opportunity to shine

The Personal Statement is your opportunity to demonstrate that you would be an excellent student for the courses you are applying to. It is primarily an academic statement and you must target it towards the subject in which you are interested.

Latest version of your statement for studying **Criminology**:



The screenshot shows a single text box titled 'Your Personal Statement' with a heart icon. The text inside reads 'Demonstrate that you would be an excellent student for the courses you're applying for.' Below the text is a date '15 March 2023' and a character count '4000 characters about why I would be an excellent Criminology student.' An 'Edit >' button is visible on the right.

b) One text box

Using the Unifrog UK Personal Statement tool



To get started, click 'ADD SUBJECT' and enter the subject you want to study at university.

1 Why this subject 2 Your suitability 3 Other interests

This is your opportunity to shine

The Personal Statement is your opportunity to demonstrate that you would be an excellent student for the courses you are applying to. It is primarily an academic statement and you must target it towards the subject in which you are interested.

Latest version of your statement for studying: [ADD SUBJECT](#)

Write

Add, edit and delete text

Preview

How it'll look to universities

University subject

What subject do you want to study at university?

University Subject

Criminology

[Update](#) or cancel changes

Using the Unifrog UK Personal Statement tool


In the 'Write' tab, you'll see an overview of three sections. Click 'Start' next to any section to begin writing your Personal Statement.


You'll also see the recommended characters for each section.




Write
Add, edit and delete text

Preview
How it'll look to universities

**Section 1**
Why do you want to study this subject?
0 of 1200 characters Start >

**Section 2**
What have you done in the past that makes you particularly suitable to study the subject?
0 of 2400 characters Start >

**Section 3**
What else have you done that would contribute to the university community?
0 of 400 characters Start >

Using the Unifrog UK Personal Statement tool

Section 1: Why do you want to study this subject?

This part should make up 30% of the total statement

[← Back](#)

Examples of what you may want to write about:

- 1. Your knowledge of the subject area
- 2. What interests you the most about the subject area?
- 3. What skills do you hope to develop in studying this subject?
- Personal Statement Dos
- Personal Statement Don'ts

Click the + symbols to read relevant examples and advice.

Then enter your text, answering the question on the left-hand side, e.g. 'Why do you want to study this subject?'



Current Version

Your entries are saved automatically

Why do you want to study this subject?

1200 characters about why I want to study Criminology.

54 of 1200 characters

[Save as new version](#) or [go back](#)

Using the Unifrog UK Personal Statement tool

Section 1: Why do you want to study this subject?

This part should make up 30% of the total statement

[← Back](#)

Examples of what you may want to write about:

- 1. Your knowledge of the subject area
- 2. What interests you the most about the subject area
- 3. What skills do you hope to develop in studying this subject?
- Personal Statement Dos
- Personal Statement Don'ts

Section 2: What have you done in the past that makes you particularly suitable to study the subject?

This part should make up 60% of the total statement

[← Back](#)

Examples of what you may want to write about:

- 1. Your academic studies related to this subject
- 2. Particular project work you've done in your course
- 3. Things you have learnt online, and from books
- 4. Course related activities
- 5. Experiences in your year out (if you are having one)
- 6. Any relevant work experience (especially if it's related to your subject)
- 7. Any voluntary work
- Personal Statement Dos
- Personal Statement Don'ts

Section 3: What else have you done that would contribute to the university community?

This part should make up 10% of the total statement

[← Back](#)

Examples of what you may want to write about:

- 1. Your hobbies, leisure activities
- 2. Sports / music / drama you participate in
- 3. Other sorts of extra-curricular activities
- 4. Significant responsibilities you hold, at home, school, or in clubs or societies
- 5. Special achievements
- 6. What you've learned if you have a job
- 7. Conclusion
- Personal Statement Dos
- Personal Statement Don'ts

Repeat for each section.

Using the Unifrog UK Personal Statement tool

The screenshot displays the Unifrog UK Personal Statement tool interface. At the top, there are two tabs: 'Write' (Add, edit and delete text) and 'Preview' (How it'll look to universities). The 'Write' tab is active, showing three sections of text. Each section has an icon, a title, a question, a date, a character count, and an 'Edit >' button. A mouse cursor is pointing at the 'Edit >' button of the first section. The 'Preview' tab is also visible, showing a preview of the final statement titled 'Personal Statement for Criminology' by Emily Adkins, with a character count of 2400.

Write
Add, edit and delete text

Preview
How it'll look to universities

Section 1
Why do you want to study this subject?
15 March 2023 1200 characters about why I want to study Criminology.
54 of 1200 characters

Section 2
What have you done in the past that makes you particularly suitable to study the subject?
15 March 2023 2400 characters about what I've done in the past that makes me particularly suited to study Criminology.
104 of 2400 characters

Section 3
What else have you done that would contribute to the university community?
15 March 2023 400 characters about other things I have done that would contribute to the university community.
96 of 400 characters

Personal Statement for Criminology
by Emily Adkins
1200 characters about why I want to study Criminology.
2400 characters about what I've done in the past that makes me particularly suited to study Criminology.
400 characters about other things I have done that would contribute to the university community.

You can edit the sections at any time or preview what it will look like to universities by using the 'Preview' tab.

Using the Unifrog UK Personal Statement tool



Marked as 'Ready to add to Locker' by a teacher? **Not yet**

If you think you have finished, please ask the appropriate teacher to check it and mark it as 'Finished and ready to add to Locker' on the Teacher side of Unifrog.



Need to paste this somewhere?

This copies the text to your clipboard which you can then paste into your applications.

[Copy text >](#)



Ready to push this into your Locker?

This creates a PDF which you can then use in your applications.

[Push to Locker >](#)



TOTAL: below minimum - 254 of 4000 characters;
3300 is the minimum

You can copy the text, push to your locker, ask a teacher for feedback, email the Personal Statement to someone, or download it.

You'll also see a total character count, out of a maximum of 4,000.

Updating your Personal Statement



Now it's your turn to update your statement!

Start with one of the suggested sections here →

Application materials

UK Personal Statement ✗ Subject added Go to tool >	Subject References ✗ 2 References, 2 missing Edit >	CV / Resumé ✓ Tweak your CV for each role Start >
Writing tool ✗ 0 writing items added Start >	Common App Essay ✗ Started Go to tool >	Notes for Reference writers ✗ 3 notes missing Go to tool >

1. Why do you want to study this subject?

2. What have you done in the past that makes you particularly suitable to study the subject?

3. What else have you done that would contribute to the university community?

unifrog

Sign in at:

unifrog.org/sign-in

Using the Unifrog UK Personal Statement tool



To get started, click 'ADD SUBJECT' and enter the subject you want to study at university.

1 Your Personal Statement

This is your opportunity to shine

The Personal Statement is your opportunity to demonstrate that you would be an excellent student for the courses you are applying to. It is primarily an academic statement and you must target it towards the subject in which you are interested.

Latest version of your statement for studying: [ADD SUBJECT](#)



University subject

What subject do you want to study at university?

University Subject

[Update](#) or cancel changes




Using the Unifrog UK Personal Statement tool

This is your opportunity to shine

The Personal Statement is your opportunity to demonstrate that you would be an excellent student for the courses you are applying to. It is primarily an academic statement and you must target it towards the subject in which you are interested.

Latest version of your statement for studying **Criminology**:



Your Personal Statement

Demonstrate that you would be an excellent student for the courses you're applying for.

0 of 4000 characters

[Start >](#)

Click 'Start' to begin writing your Personal Statement.



Using the Unifrog UK Personal Statement tool

Examples of what you may want to write about:

- 1. What interests you most about the subject?
- 2. How do your academic studies relate to this subject?
- 3. What relevant things have you learnt online, and from books, magazines, newspapers, TV?
- 4. What course related activities have you taken part in?
- 5. What relevant work experience have you had? This is especially important for...
- 6. What responsibilities have you held at home, school, or in clubs? How have they...
- Personal Statement Dos
- Personal Statement Don'ts

Why would you be an excellent student for the courses you're applying for?



Current Version

Your entries are saved automatically

4,000 characters about why I would be an excellent Criminology student.

71 of 4000 characters

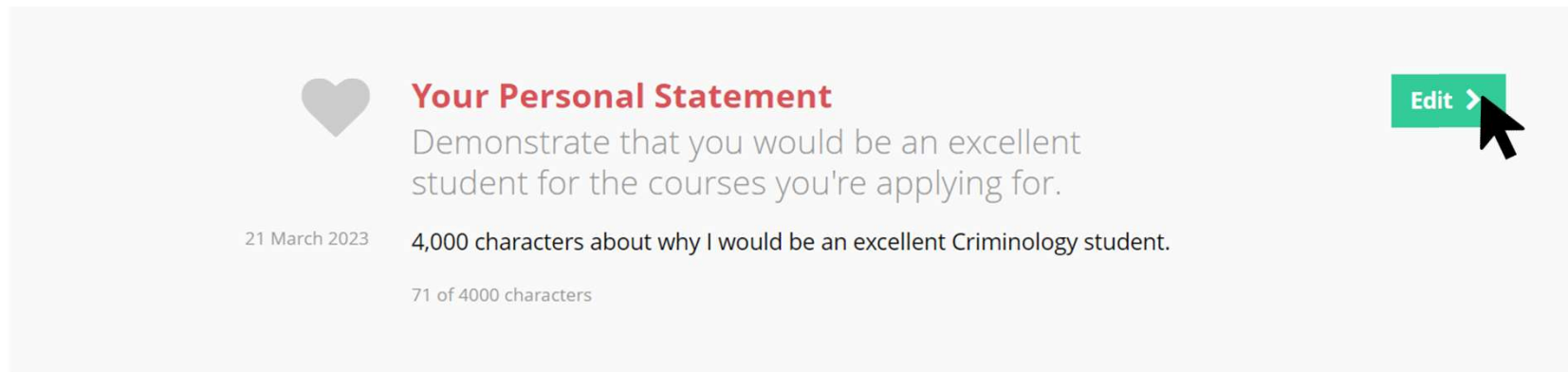
Save as new version ▶

or go back

Click the + symbols to read examples and advice.

Then enter your text and click 'Save as a new version.'

Using the Unifrog UK Personal Statement tool



The screenshot shows a user's personal statement entry in the Unifrog tool. On the left, there is a grey heart icon. To its right, the title "Your Personal Statement" is displayed in red. Below the title, the instruction "Demonstrate that you would be an excellent student for the courses you're applying for." is shown in grey. Further down, the date "21 March 2023" is visible. The main text of the statement reads "4,000 characters about why I would be an excellent Criminology student." Below this, a character count "71 of 4000 characters" is shown. On the right side of the entry, there is a green "Edit" button with a right-pointing arrow, and a black mouse cursor is hovering over it.

You can update your Personal Statement at any time by clicking 'Edit.'

Using the Unifrog UK Personal Statement tool



Marked as 'Ready to add to Locker' by a teacher? **Not yet**

If you think you have finished, please ask the appropriate teacher to check it and mark it as 'Finished and ready to add to Locker' on the Teacher side of Unifrog.



Need to paste this somewhere?

This copies the text to your clipboard which you can then paste into your applications.

[Copy text >](#)



Ready to push this into your Locker?

This creates a PDF which you can then use in your applications.

[Push to Locker >](#)




TOTAL: below minimum - 254 of 4000 characters;
3300 is the minimum

You can copy the text, push to your locker, ask a teacher for feedback, email the Personal Statement to someone, or download it.

You'll also see a total character count, out of a maximum of 4,000.

Updating your Personal Statement

 Now it's your turn to update your statement!

Start with one of the suggested questions here →

Application materials

UK Personal Statement ✗ Subject added Go to tool >	Subject References ✗ 2 References, 2 missing Edit >	CV / Resumé ✓ Tweak your CV for each role Start >
Writing tool ✗ 0 writing items added Start >	Common App Essay ✗ Started Go to tool >	Notes for Reference writers ✗ 3 notes missing Go to tool >

1. Why do you want to study this subject?

2. What have you done in the past that makes you particularly suitable to study the subject?

3. What else have you done that would contribute to the university community?

unifrog

Sign in at:

unifrog.org/sign-in